


ALERT-ALL[®] FIRE SAFETY FUN BOOK



Dear Boys and Girls,

Our Fire Safety Fun Book is packed full of fire safety games, including word search, dot to dot, and secret codes. There's even a special game on the center pages! We hope you have fun and don't forget to read the Fire Safety Messages at the bottom of each page.



***Your local
Firefighters***

SCRAMBLED WORDS



1. ADLEDR
2. MLAAR
3. IREF KCRTU
4. FERI TSTAION
5. TAYDHRN
6. XEA
7. EERNUVOLT
8. EFRI YSATEF
9. ATRWE
10. IEFR VETNREPNOI

ANSWERS: 1. LADDER, 2. ALARM, 3. FIRE TRUCK,
4. FIRE STATION, 5. HYDRANT, 6. AXE, 7. VOLUNTEER
8. FIRE SAFETY, 9. WATER, 10. FIRE PREVENTION.

**THROW AWAY OILY RAGS, OLD NEWSPAPERS, ETC.
DON'T STORE THEM NEAR GASOLINE OR KEROSENE.**

WHAT'S MISSING

**FIND AND REDRAW THE 6 MISSING PIECES
OF THE FIRE TRUCKS!**



**THE FIRE ENGINE ALWAYS HAS THE RIGHT OF WAY
WHEN ITS LIGHTS AND SIREN ARE ON.**

WORD SEARCH

CIRCLE THE WORDS LISTED BELOW:

F F I R E T R U C K A C B
I J Q R F V X S N O M A R
R H T E L B C Z I E T G O
E A E H A D P B H T S M T
D P M S M F G K E O M Y C
E N E I E I C R V D R R E
P D R U U R I I D Q A C T
A R G G Z E O K J S L N E
R V E N S S I R L S A K D
T J N I I A L B B A L M E
M R C T L F S D A R D I K
E S Y X S E Y H C B I K O
N K S E K T L T L V M E M
T M P T I Y N R E Y G R S

ALARM

FIRE TRUCK

FIRE SAFETY

EXTINGUISHER

FLAME

EMERGENCY

FIRE DEPARTMENT

BATTERIES

SMOKE DETECTOR



COLOR BY NUMBERS

1.BROWN


4.BLUE

2.GRAY

5.YELLOW

3.RED

**TELL YOUR PARENTS TO SUPPORT YOUR LOCAL
FIRE DEPARTMENT. THEY ARE THERE TO PROTECT YOU.**



HELP!


**CAN YOU HELP
THE DALMATIAN DOG FIND THE
FIRE STATION?**



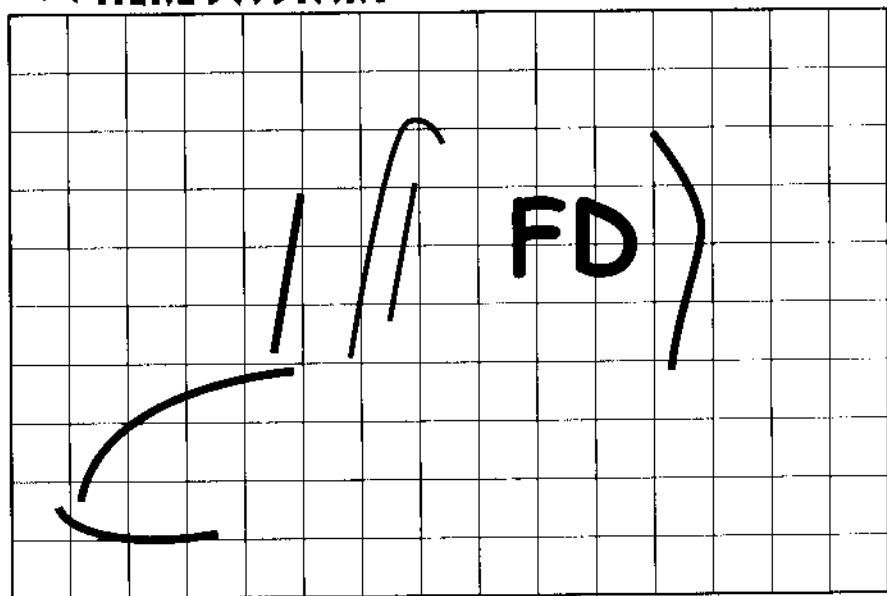
**REMEMBER NOT TO RUN BACK INTO A FIRE. IN THE EVENT OF
FIRE PLAN A MEETING PLACE AWAY FROM DANGER.**

LET'S DRAW

DRAW THE FIRE HAT IN THE BOXES BELOW.



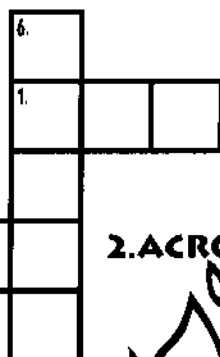
☆ **HERE'S A START**



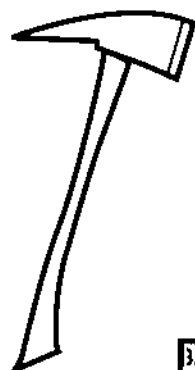
CROSSWORD PUZZLE

USE PICTURES LABELED ACROSS AND DOWN TO COMPLETE THE PUZZLE.

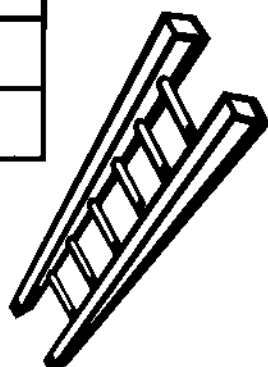
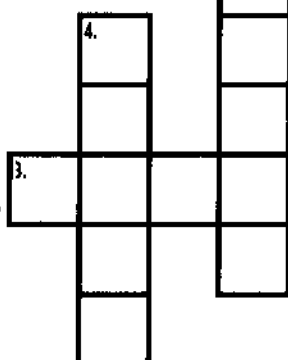
4.DOWN



2.ACROSS



1.ACROSS



5.DOWN



6.DOWN



3.ACROSS

ANSWERS: DOWN
4-SMOKE, 5-LADDER
6-WATER

ANSWERS: ACROSS
1-AXE, 2-FLAME
3-HOSE

FIRE SAFETY IS NO GAME.

GET TO THE FIRE STATION!

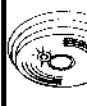

RULES: CUT OUT GAME PIECES ON BACK COVER.


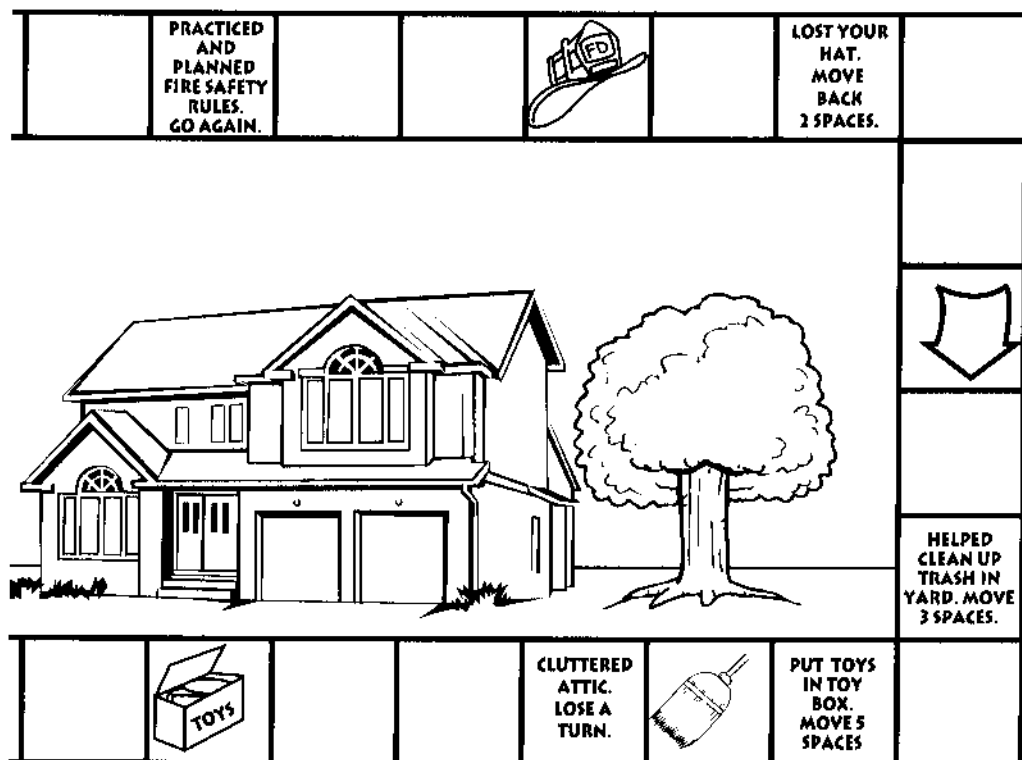
FLIP A COIN TO MOVE ALONG THE BOARD -

HEADS MOVE 2 SPACES- TAILS MOVE 1 SPACE.

OBJECT: MOVE YOUR GAME PIECE THROUGHOUT THE GAME BOARD AND GET TO THE FIRE STATION FIRST TO BE THE WINNER.


DON'T FORGET TO COLOR AS YOU GO ALONG!





**YOU HAVE
MADE
IT!**

HIDDEN MESSAGE

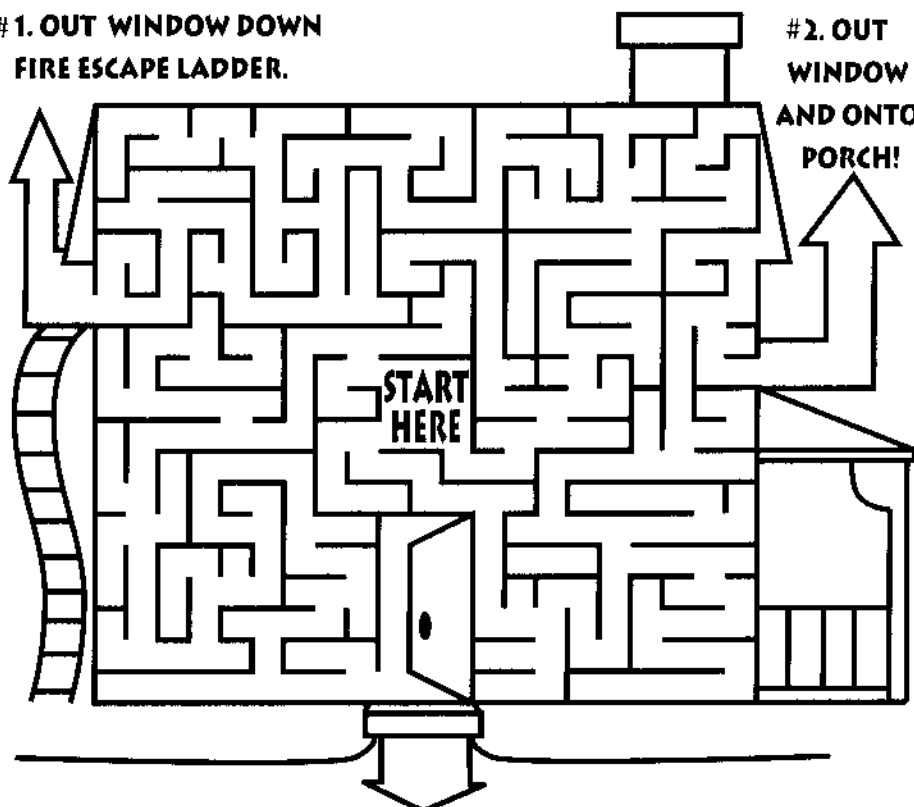


**COLOR IN EACH SPACE THAT HAS A DOT TO
FIND THE HIDDEN MESSAGE.**

FIND THE 3 WAYS OUT OF THE HOUSE

**#1. OUT WINDOW DOWN
FIRE ESCAPE LADDER.**

**#2. OUT
WINDOW
AND ONTO
PORCH!**



#3. OUT FRONT DOOR.


**PLAN AND PRACTICE DIFFERENT FIRE ESCAPE
ROUTES FROM YOUR HOUSE WITH FAMILY MEMBERS.**

PLAN AND PRACTICE A FIRE DRILL AT YOUR HOME.

TRUE OR FALSE?

TAKE THIS HOME FIRE SAFETY QUIZ

CIRCLE TRUE OR FALSE FOR EACH QUESTION.
BE SURE TO CHECK YOUR ANSWERS
AT THE BOTTOM OF THE PAGE!



1. CHILDREN SHOULD NEVER TOUCH LIGHTERS AND MATCHES.

TRUE

FALSE

2. YOU SHOULD HAVE AT LEAST ONE SMOKE DETECTOR ON
EVERY LEVEL OF YOUR HOUSE.

TRUE

FALSE

3. IT'S OK TO TEST SMOKE DETECTORS ONCE A YEAR.

TRUE

FALSE

4. EVERYONE SHOULD HAVE A FIRE EXIT PLAN AND PRACTICE IT.

TRUE

FALSE

5. HOME FIRES SPREAD QUICKLY.

TRUE



FALSE

1. TRUE-ALWAYS TELL AN ADULT IF YOU FIND MATCHES OR LIGHTERS.
2. TRUE-SMOKE DETECTORS ARE A MUST FOR EVERY HOME.
3. FALSE-SMOKE DETECTORS NEED TO BE TESTED ONCE A MONTH.
4. TRUE-PLAN AND PRACTICE YOUR FIRE EXIT DRILL WITH YOUR FAMILY.
5. TRUE-KNOW WHAT TO DO SO YOU CAN GET OUT QUICKLY.

ANSWERS:

CAN YOU FIND

**MATCH ALL THE HATS IN THE FIRST
COLUMN WITH THE HATS IN THE
SECOND COLUMN BY DRAWING LINES.**



ANSWERS: A TO G, B TO H, C TO E, D TO F

FIREFIGHTERS ARE YOUR FRIENDS. TREAT THEM WITH RESPECT.

SECRET CODE

8 5 4 8 4 6 7 8 3 2 4

F S S I M F V R F F O

8 7 4 2 4 8 6 8 2 3 5

E O K I E P I R R I A

2 4 6 8 3 7 8 2 3 4 5

E D R E R L V A E E F

8 5 6 8 4 5 6 2 3 8 7

E E E N T T E L D T U

2 7 6 5 3 4 2 4 5 8 6

A N N Y R E R C F I G

8 7 3 4 5 6 7 5 8 3 4

O T I T I I E R N L O

2 7 5 7 6 3 4 6 5 3 4

M E S R N L R E T S S

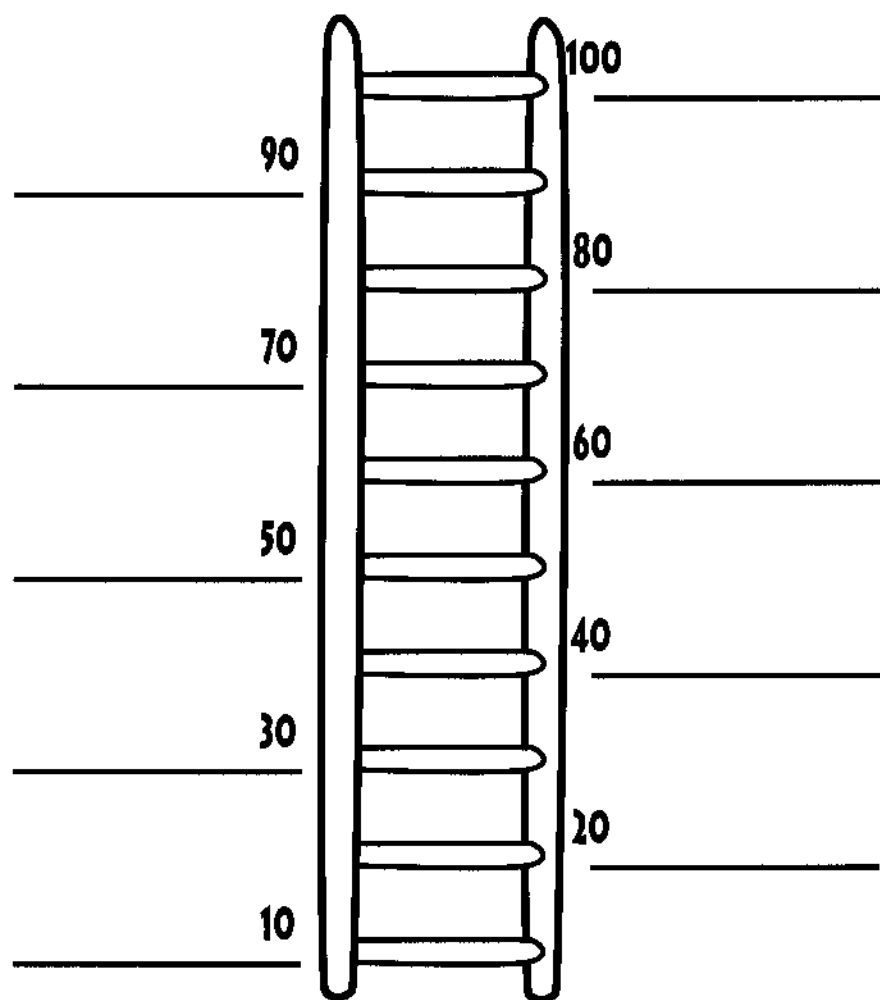
MESSAGE:

IF THERE ARE 6 OR MORE LETTERS IN YOUR
1ST NAME SUBTRACT 4, LESS THAN 6 ADD 3.
THIS GIVES YOU YOUR KEY NUMBER.
CIRCLE ALL KEY NUMBERS FOR YOUR
SECRET KEY MESSAGE.

LIGHTERS ARE NOT FOR PLAY. IF YOU SEE ONE, TELL AN ADULT.

HOW MANY?

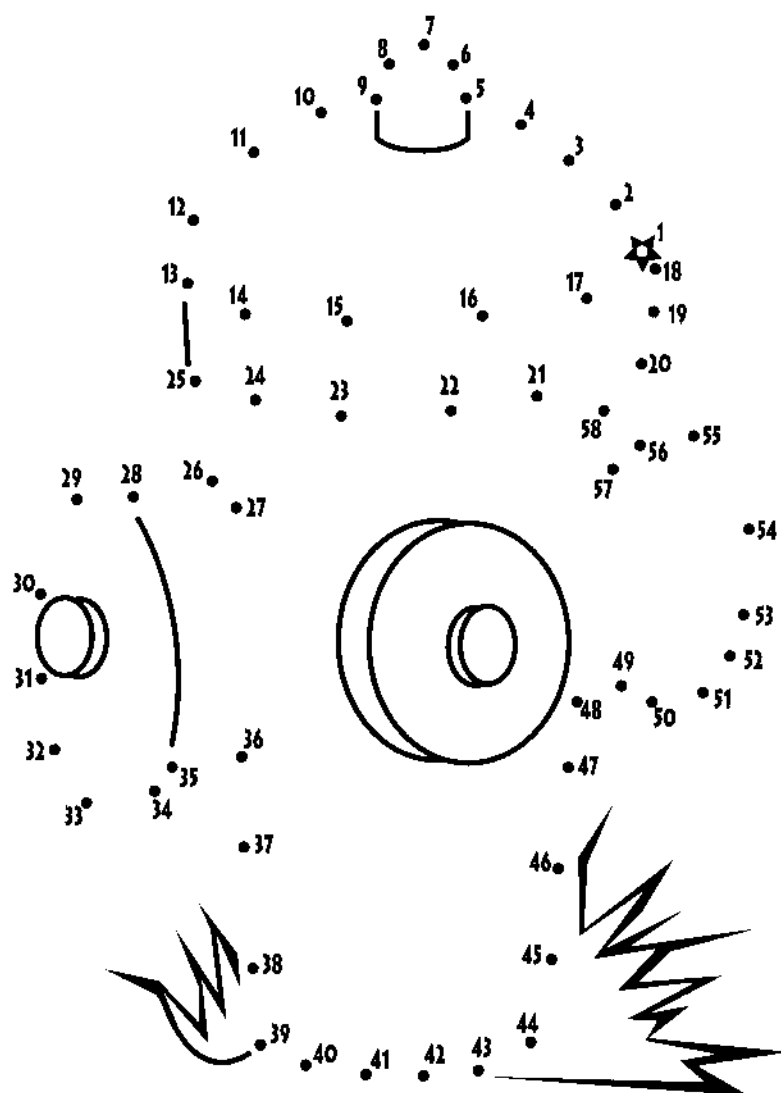
HOW MANY WORDS CAN YOU FIND IN
"FIRE SAFETY"? FIND 10 AND SCORE 100.



REMEMBER FIRE SAFETY IS EVERYONE'S CONCERN.

CONNECT

THE DOTS TO FIND OUT ONE
SOURCE OF WATER FIREFIGHTERS USE TO FIGHT A FIRE.




**WHERE IS THE FIRE HYDRANT CLOSEST TO YOUR HOUSE?
REMIND YOUR PARENTS NEVER TO PARK IN FRONT OF A
FIRE HYDRANT.**

IMPORTANT FIRE SAFETY INFORMATION FOR YOUR FAMILY.

Plan and Practice A Fire Exit Drill

- 1. Draw up a floor plan of your home or apartment. Show all doors and windows, as well as stairways, porches and roofs.**
- 2. Figure out two ways to reach the ground safely from each room, especially from each bedroom.**
- 3. Arrange for a meeting place for all family members away from the house.**
- 4. Hold a fire drill at least every six months.**
- 5. Know your fire department's phone number. If you suspect fire, get out first and call the fire department from your neighbors' phone.**
- 6. Remember smoke detectors save lives. Install one on each level of your home or apartment.**
- 7. If your clothes catch on fire Stop-Drop-Cover your face and Roll.**
- 8. My fire department's phone number is: _____**



GAME PIECES



© Alert-All Corporation

www.alertall.com