


# **FREDDIE FIREFIGHTER<sup>®</sup>**


## **AND FRIENDS**

### **COLORING BOOK**




**Dear Boys and Girls,  
Hi! My friends and I just couldn't wait to  
share our fire safety coloring book with you.  
It has lots of great pages to color and each  
page teaches you one of our favorite messages  
about fire safety. We hope you will learn these  
messages and teach them to your family and  
friends. Show the pages you color to an  
adult so the two of you can learn about fire  
safety together. We hope you enjoy this  
coloring book and remember to always  
practice fire safety.**

**Yours in Fire Safety,  
Freddie Firefighter  
And Friends**






**Make sure your  
family places  
smoke alarms  
throughout the  
house.**



**In case of fire stay low  
and feel the door. If it  
is hot, use another exit.**



**Do not hide under  
the bed or in the closet  
during a fire.**




**Tell everyone to meet  
at a special place  
away from the house  
if there is a fire.  
Where is your  
meeting place?**

**You don't need to be afraid!  
Firefighters are  
your friends.**



**After you color this page,  
draw an X over the  
matches and  
lighters.**




**Matches and lighters are  
not toys. If you find  
matches or lighters  
go tell an adult.**




**Do not touch anything on  
the stove! Tell an adult  
to keep all pot handles  
pointed to the back.**




**STOP**



**DROP**




**ROLL**



**If your clothes catch on fire, never run! You should stop, drop, cover your face and roll.**


Uu Vv Ww Xx Yy Zz



## FIRE SAFETY RULES

- 1.KNOW YOUR EXIT PLAN
- 2.KNOW 2 WAYS OUT
- 3.DON'T PLAY WITH MATCHES

**Listen to your  
firefighter friends  
when they visit your  
school so in case of  
fire you will know  
what to do.**




**Do not play near grills  
or barbecue areas.  
They get very hot  
just like the  
kitchen stove and  
could burn you.**




**Smoke alarms  
make a loud noise  
to warn you that  
there could be a fire.**






**Crawl low  
under smoke.  
The air is cleaner and  
cooler near the floor.**



**Never play near heaters.  
They can get very hot  
and could burn you.**

**HONK!  
HONK!**




**Stay back when  
you see a  
fire truck  
going to a fire.**







**FIRE  
EXTINGUISHER**

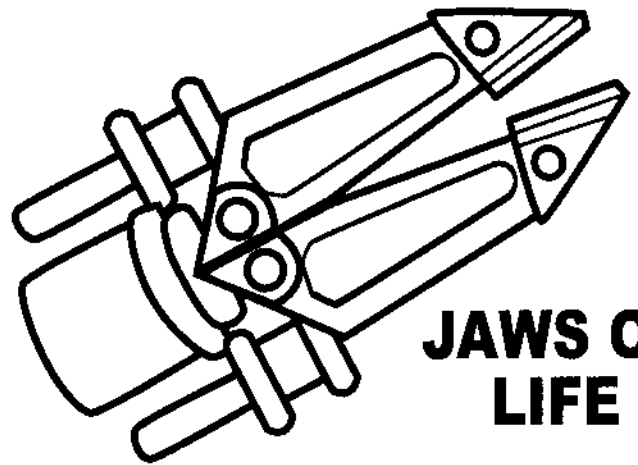


**GEAR BAG**

**GENERATOR**




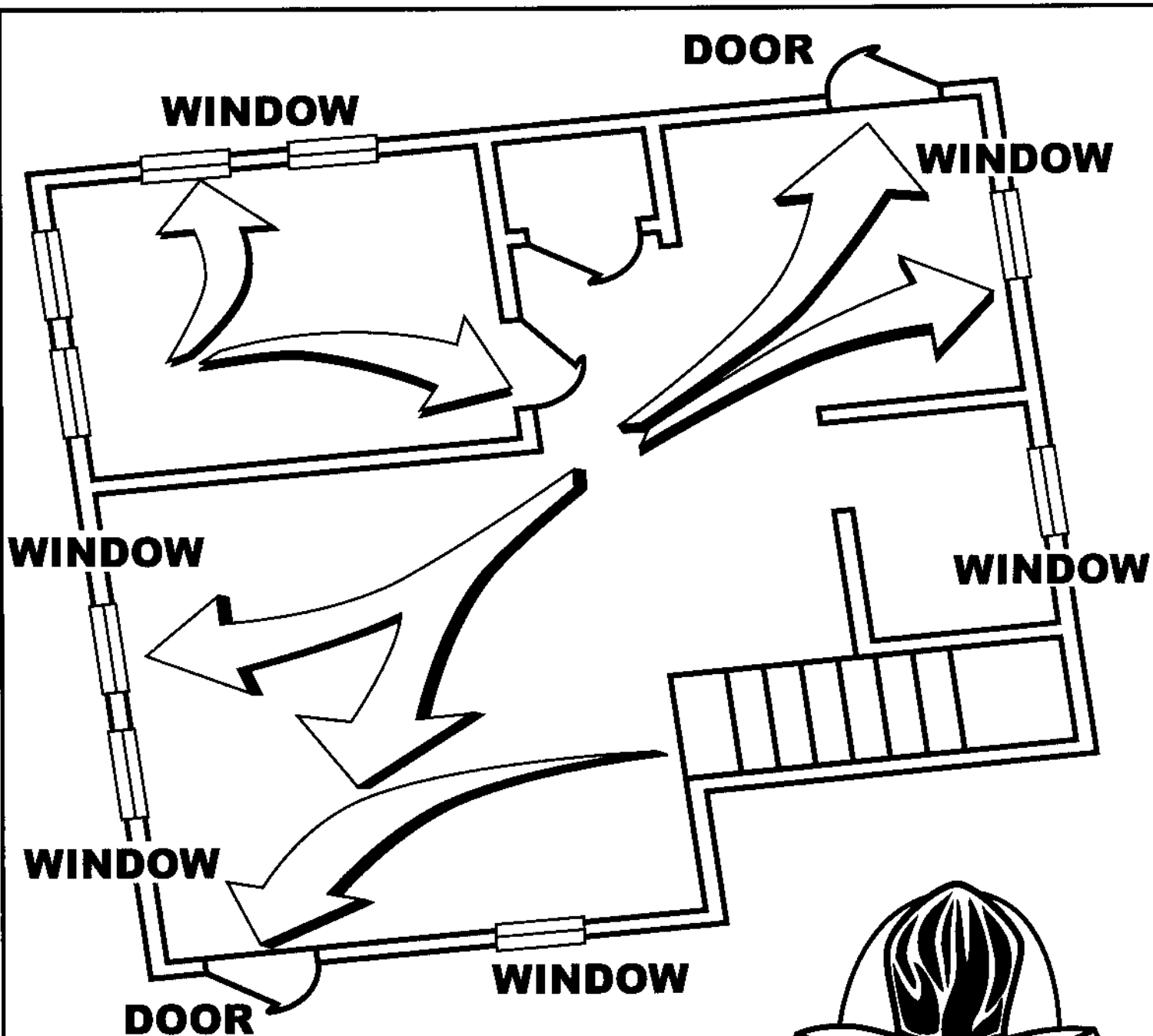
**FIRE HOSE**




**JAWS OF  
LIFE**


**THIS IS SOME OF  
THE GEAR  
WE USE DURING  
EMERGENCIES.**





**Know two ways out  
of every room.**






# Important Fire Safety Rules

- ★ **Place Smoke alarms throughout your home and test them once a month.**
- ★ **Know 2 ways out of every room.**
- ★ **Crawl low in smoke.**
- ★ **Never hide if there is a fire.**
- ★ **Firefighters are your friends.**
- ★ **Plan and practice a fire exit plan.**
- ★ **NEVER play with matches or lighters.**
- ★ **Teach your family and friends fire safety.**





**My Name** \_\_\_\_\_

**Home Address** \_\_\_\_\_

**Home Telephone** \_\_\_\_\_

**Parent's Telephone At Work** \_\_\_\_\_

**Parent's Name** \_\_\_\_\_

**Children's Doctor And Telephone** \_\_\_\_\_

**Parent's Doctor And Telephone** \_\_\_\_\_

**Neighbor's Name** \_\_\_\_\_

**Neighbor's Telephone** \_\_\_\_\_